

15

14

13

12

11

10

9

8

7

6

5

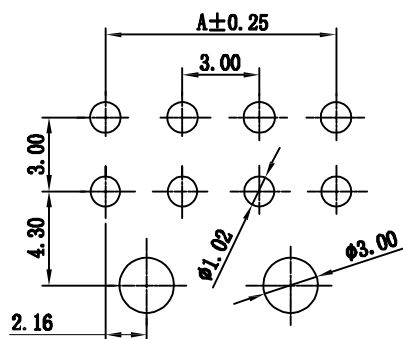
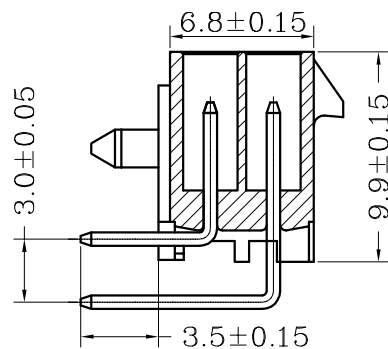
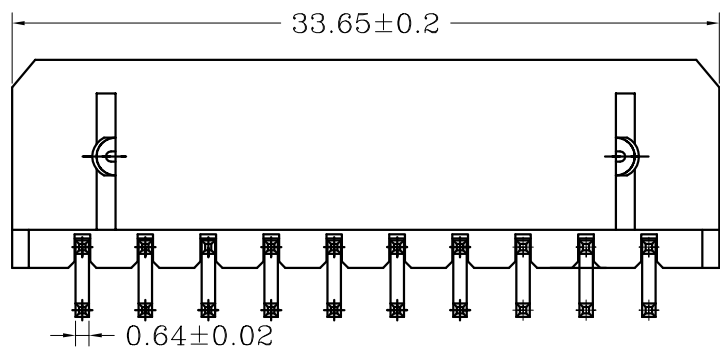
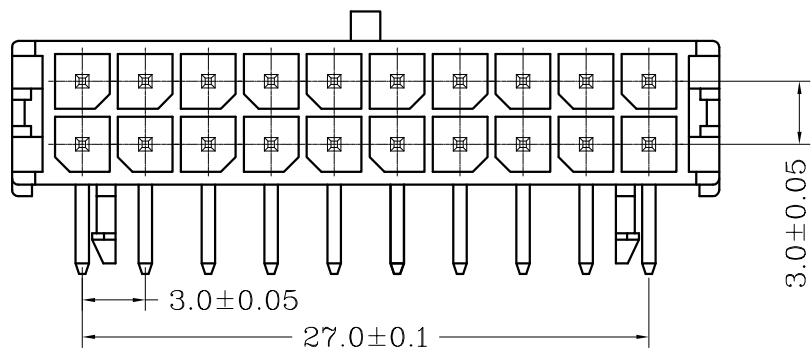
4

3

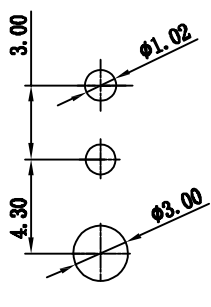
2

1

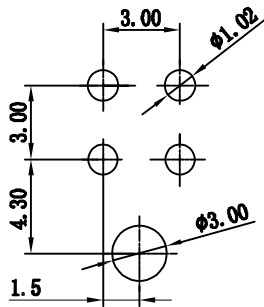
料号 Material No	类别 Category	材质 The material	数量/pcs The number of pcs
C3004WR-2*10P	Wafer	发光 Base PIN针 Copper Needle Wytan 66 UL 94V-0 (Black) Brass tin Plating	1000pcs/栋



8P~24P P.C.B LAYOUT



2P P.C.B LAYOUT



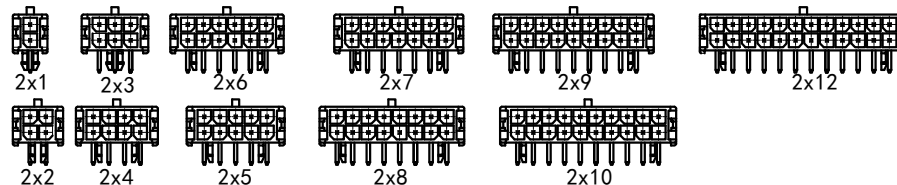
4P~6P P.C.B LAYOUT

Poles	Part NO.		Dimensions mm	
	A	B		
2	C3004WR-2X1P	MX3.0-2X1WR	--	6.65
4	C3004WR-2X2P	MX3.0-2X2WR	3.00	9.65
6	C3004WR-2X3P	MX3.0-2X3WR	6.00	12.65
8	C3004WR-2X4P	MX3.0-2X4WR	9.00	15.65
10	C3004WR-2X5P	MX3.0-2X5WR	12.00	18.65
12	C3004WR-2X6P	MX3.0-2X6WR	15.00	21.65
14	C3004WR-2X7P	MX3.0-2X7WR	18.00	24.65
16	C3004WR-2X8P	MX3.0-2X8WR	21.00	27.65
18	C3004WR-2X9P	MX3.0-2X9WR	24.00	30.65
20	C3004WR-2X10P	MX3.0-2X10WR	27.00	33.65
22	C3004WR-2X11P	MX3.0-2X11WR	30.00	36.65
24	C3004WR-2X12P	MX3.0-2X12WR	33.00	39.65

### 规格 Specifications

- ◆1、极数 Poles: 1X2P/1X6P to 2X1P/2X12P
- ◆2、额定电流 Current rating: 5.0A AC, DC
- ◆3、额定电压 Voltage rating: 250V AC, DC
- ◆4、温度范围 Temperature range: -25°C to +85°C
- ◆5、接触电阻 Contact resistance: ≤15mΩ
- ◆6、绝缘电阻 Insulation resistance: ≥1000mΩ
- ◆7、耐电压 Withstand voltage: 1500V AC/minute
- ◆8、适用线规 Applicable wire: AWG #30 to #20
- ◆9、适用基板厚度 (Applicable PC board thickness):

1.6mm to 2.0mm



### 未注公差

>0-3	>3-18	>18-50	>50-120
------	-------	--------	---------

±0.12	±0.15	±0.3	±0.5
-------	-------	------	------

制作	审核	批准
----	----	----

姚灿瑜	陈小波	王日和
-----	-----	-----

HWT 广州市恒炜电子有限公司  
GuangZhou HengWei Electronic Co., Ltd

单位	比例	Design Units	SIZE	页码
----	----	--------------	------	----

MM Only	—	METRIC	A4	
---------	---	--------	----	--

材料	图号	Part No		
----	----	---------	--	--

见图解	品名	MX3.0 (3004WR) -2X10P		
-----	----	-----------------------	--	--

15

14

13

12

11

10

9

8

7

6

5

4

3

2

1